



I .....

Parent/Guardian of .....

I/We have read the information on this leaflet given to me outlining the procedure or the procedure has been adequately explained to me.

I/We understand the risks and benefits of the procedure to be undertaken.

My/Our questions have been satisfactorily answered for me.

I/We understand that general anaesthetic or sedation may be required and that any other procedure found to be necessary will be performed.

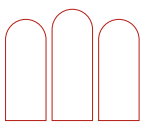
I/We consent to the procedure of Left-sided Colonoscopy.

Signed .....  
(Parent/Guardian)

Date .....

Signed .....  
(Endoscopist)

Date .....



### FOLLOWING THE EXAMINATION:

Further tests may be requested by the Consultant. These tests may be completed on the same day as your examination or a future appointment date will be given. We will discuss this with you at the time.

If you have not received sedation, you will be given a light snack and you may go home as soon as you have been given follow-up instructions. You may resume all normal activities immediately.

If you have received sedation you will be observed in the recovery area until the effects of the sedation have worn off. When you have sufficiently recovered, you will be given a light snack and you may go home as soon as you have been given follow-up instructions. The needle will be removed from your arm before you go home.

You must not operate machinery or drink alcohol until next day.

You must be collected on discharge as you should NOT drive or travel home unaccompanied.

### FURTHER INFORMATION:

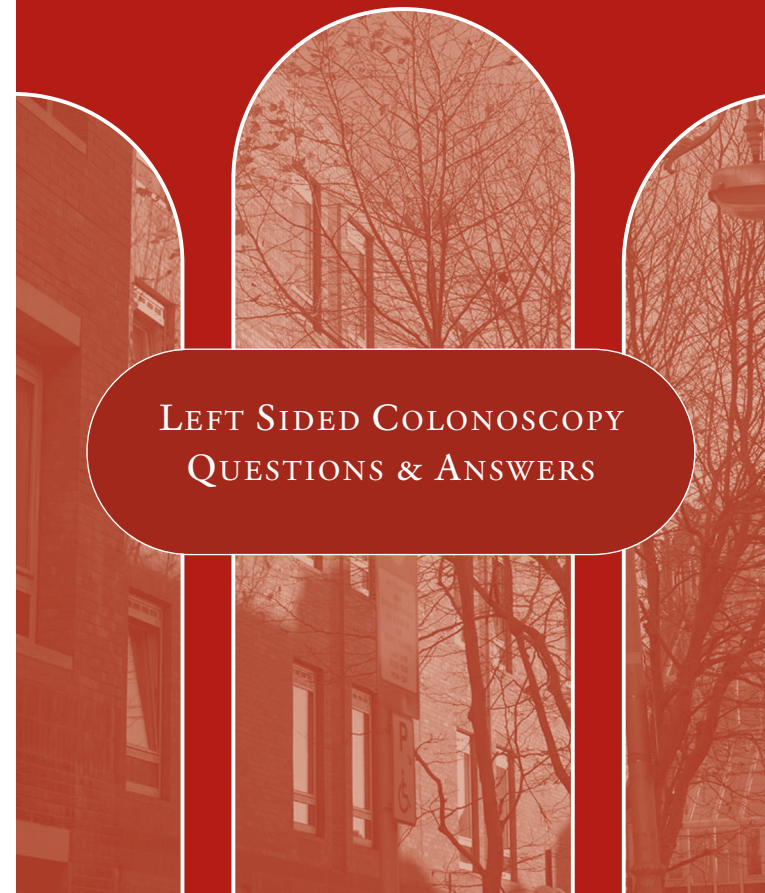
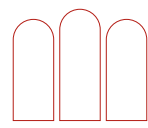
**If you require any other information or if for any reason you cannot attend for the scheduled appointment please contact:**

**Ph: 8858222 / 8858220.  
Mon-Fri: 07.30-16.00.**

Endoscopy Unit  
Day Therapy  
Mater Private  
Dublin 7.

**PLEASE BRING THIS LEAFLET WITH YOU ON THE DAY OF THE TEST.**

MPH9797 v2 03/11



LEFT SIDED COLONOSCOPY  
QUESTIONS & ANSWERS

## YOUR APPOINTMENT

A Left Sided Colonoscopy has been requested and arranged for you

on \_\_\_\_\_

at \_\_\_\_\_

under the care of \_\_\_\_\_

### What is a Left Sided colonoscopy:

A left sided colonoscopy is a visual examination of the inside of the rectum (back passage) and sigmoid colon (bowel).

It is performed by passing a small flexible tube through the rectum into the lower left side of the colon. During the examination biopsies may be taken as necessary.

### Preparation for Left Sided Colonoscopy:

- To allow a clear view of your colon, it must be empty. To enable this you will be given a small enema prior to the examination.
- You do not need to fast for this procedure, but other specific tests you are scheduled to have may require you to fast.
- Bring suitable bed clothes (pyjamas/night-dress, dressing gown and slippers) to wear.
- Please have a telephone number for a relative or friend who we can contact to collect you if the need arises.
- If you are under 16 years you must be accompanied by your parent or guardian who will be required to give written consent for the procedure.
- Please bring details of your private health insurance with you. We recommend you check your cover with your insurer in advance of admission.
- If you are on medication please bring a copy of your prescription or a list of medications.
- Do not bring jewellery or large sums of money.
- If you have a referral letter from your Doctor, please present this to the secretary on arrival.

### Medication (tablets):

You may continue to take essential medications before the test. If you are taking anticoagulants or iron tablets you should receive special advice from your Consultant about these when this test is being organised. Iron tablets must be discontinued one week before the examination.

### Risks:

The risks related to this test are **extremely rare** but can include complications such as perforation (tear), haemorrhage (bleeding) or reactions to medications. These rare complications may require urgent treatment and even surgical intervention (operation).

### Consent:

The Doctor performing the test will answer any questions you may have. If you are unsure about anything please ask us in advance of your appointment or discuss it with your Doctor on the day of your procedure. You will be asked to sign the attached consent form which is to ensure that you understand the examination and the risks involved.

### Procedures:

A nurse will stay with you throughout the examination.

The test itself is quite short, lasting approximately 5-10 minutes. However you can expect to be in the department for a couple of hours – this depends on the whether or not you have sedation.

Due to the nature of procedures carried out in the department, there can be unforeseen delays. We do our best to keep these to a minimum and to keep you informed.

- This test is not normally performed under sedation but is available if required, and will be discussed with you. If you are given sedation, the Consultant will insert a needle in your arm to give the sedation.
- You will lie on your left side.
- An examination of your rectum (back passage) will be carried out.
- A tube will be passed through the rectum into the colon (bowel).
- During the test air will be passed into your colon to inflate the area to give a better view of the area being examined.
- You may feel some abdominal (stomach) cramps and some pressure from the tube. This is normal and will pass quickly.
- On occasion there may be other members of the hospital multidisciplinary team present during the procedure.

I .....

Have read the information on this leaflet given to me outlining the procedure or the procedure has been adequately explained to me.

I understand the risks and benefits of the procedure to be undertaken.

My questions have been satisfactorily answered for me.

I understand that sedation may be required and that any other procedure found to be necessary will be performed.

I consent to the procedure of Left-sided Colonoscopy.

Signed .....

Date .....  
(Patient)

Signed .....

Date .....  
(Endoscopist)

